

MAINLINE

BACKFLOW PRODUCTS

SUBMITTAL SHEET

Approvals and Listings maintained by:
Mainline Backflow Products
 Tel: 780-413-7204 Toll Free: 1-877-734-8691



ITEM # SUBMITTED _____
 JOB NAME _____
 LOCATION _____
 ENGINEER _____
 CONTRACTOR _____
 PO# _____ TAG _____

Part Description:

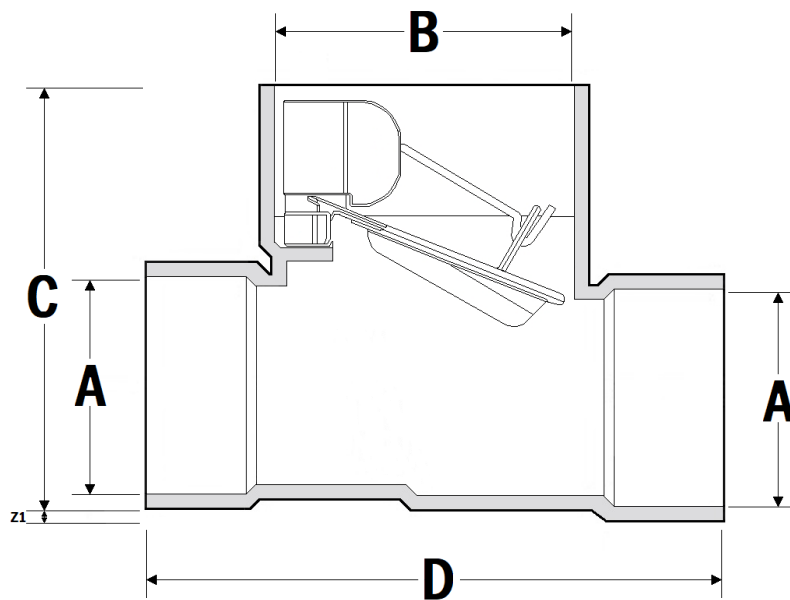
4" ABS Straight Fit™ Extendable Backwater Valve Open

4" PVC Straight Fit™ Extendable Backwater Valve Open

Part Number:

ML-SF446AO (ABS – DWV MODEL)

ML-SF446PO (PVC – DWV MODEL)



| Dimensions (inches) | |
|---------------------|-------|
| A | 4" |
| B | 6" |
| C | 9 ¼" |
| D | 11 ½" |
| Z1 | 3/8" |

| | | | | |
|--------------|-----------------|---------------|----------|-----------|
| Part Number: | Material/Color: | Weight (lbs): | Ctn Qty: | Skid Qty: |
| ML-SF446AO | ABS - BLACK | 3.7 | 1 | 140 |
| ML-SF446PO | PVC - WHITE | 4.7 | 1 | 140 |



MAINLINE

BACKFLOW PRODUCTS

SUBMITTAL SHEET

Approvals and Listings maintained by:
Mainline Backflow Products
 Tel: 780-413-7204 Toll Free: 1-877-734-8691



ITEM # SUBMITTED _____
 JOB NAME _____
 LOCATION _____
 ENGINEER _____
 CONTRACTOR _____
 PO# _____ TAG _____

Part Description:

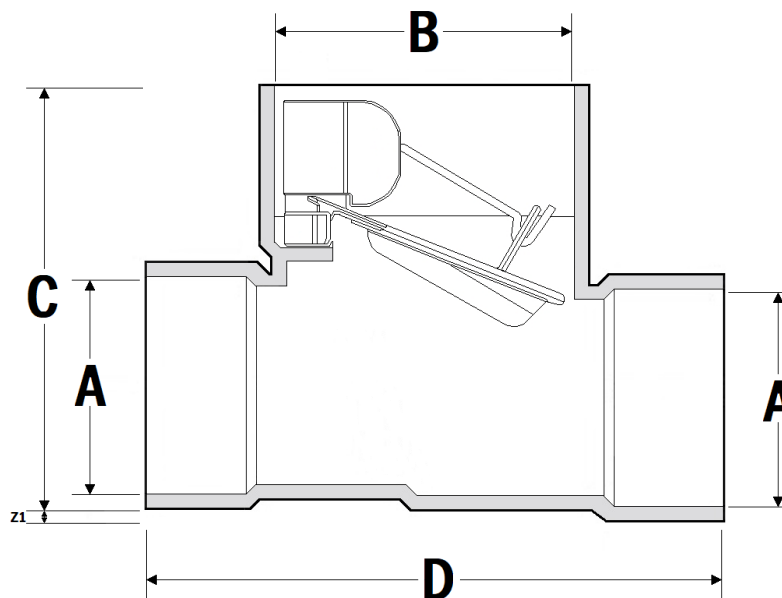
6" ABS Straight Fit™ Extendable Backwater Valve Open

6" PVC Straight Fit™ Extendable Backwater Valve Open

Part Number:

ML-SF668AO (ABS – DWV MODEL)

ML-SF668PO (PVC – DWV MODEL)



| Dimensions (inches) | |
|---------------------|--------|
| A | 6" |
| B | 8" |
| C | 12 ½ " |
| D | 12 ⅝ " |
| Z1 | ⅜ " |

| | | | | |
|--------------|-----------------|---------------|----------|-----------|
| Part Number: | Material/Color: | Weight (lbs): | Ctn Qty: | Skid Qty: |
| ML-SF668AO | ABS - BLACK | 6.4 | 1 | 60 |
| ML-SF668PO | PVC - WHITE | 9.6 | 1 | 60 |




IAPMO RESEARCH AND TESTING, INC.

5001 E. Philadelphia Street, Ontario, CA 91761 • Phone (909) 472-4100 • Fax (909) 472-4244 • www.iapmort.org



IAPMO R&T Product Listing



This IAPMO R&T Listing is current as of January 24, 2022

File Number:

8824

Issued To:

MAINLINE (BWV) MANUFACTURING INC.

12530 128TH STREET EDMONTON, AB , Canada

Product:

Backwater Valves

Products are in compliance with the following code(s):

Uniform Plumbing Code (UPC®)

National Plumbing Code of Canada


Products are in compliance with the following standard(s)

IAPMO IGC 305-2019

CSA B1800-2021

IAPMO RESEARCH AND TESTING, INC.

CERTIFICATE OF LISTING



Issued To: MAINLINE (BWV) MANUFACTURING INC.

File Number: 8824

Product: Backwater Valves

This IAPMO R&T Listing is current as of January 24, 2022

Identification:

Product shall be permanently and legibly marked with manufacturer's name or trademark, "ABS" or "PVC" (whichever used to mold the valve body), CSA product

Standard designation(s) (may be replaced with the legend "DWV"), nominal size in inches and flow direction arrow. The product shall also bear the cUPC® certification mark.

Characteristics:

Plastic backwater valves to be used in drain, waste or sewer line and mounted in a horizontal position. To be installed in accordance with the manufacturer's instructions and the requirements of the latest edition of the Uniform Plumbing Code, using IAPMO listed pipe and solvent cements.

Products listed on this certificate have been tested by an IAPMO R&T recognized laboratory. This recognition has been granted based upon the laboratory's compliance to the applicable requirements of ISO/IEC 17025.

Mainline Straight-fit (Extendable Backwater Valve) Components included in each of below model numbers: 3-SF-BDY Extendable Valve Body, or 4-SF BDY Extendable Body, or 6-SF-BDY Extendable Body with Normally-closed (swing-gate) or Normally open (Top-Gate). Optional "ML-Flush-Cap" Cleanout (6-inch or 4-inch ABS-PVC)

| Model Number | Description |
|--------------|--|
| MLSF-334A | 3" ABS backwater valve comes with gate |
| MLSF-334P | 3" PVC backwater valve comes with gate |
| MLSF-446A | 4" ABS backwater valve comes with gate |
| MLSF-446P | 4" PVC backwater valve comes with gate |
| MLSF-668A | 6" ABS backwater valve comes with gate |
| MLSF-668P | 6" PVC backwater valve comes with gate |

| | |
|-------------|---|
| Components: | Access Opening - "ML Flush-Cap" Cleanout (6-inch or 4-inch ABS/PVC) |
|-------------|---|

IPS CORPORATION

AB&A™

| Model Number | Description |
|--------------|---|
| ABAMLSF334AC | 3-inch ABS backwater valve with closed gate |
| ABAMLSF334PC | 3-inch PVC backwater valve with closed gate |
| ABAMLSF334AO | 3-inch ABS backwater valve with open gate |
| ABAMLSF334PO | 3-inch PVC backwater valve with open gate |
| ABAMLSF446AC | 4-inch ABS backwater valve with closed gate |
| ABAMLSF446PC | 4-inch PVC backwater valve with closed gate |
| ABAMLSF446AO | 4-inch ABS backwater valve with open gate |
| ABAMLSF446PO | 4-inch PVC backwater valve with open gate |
| ABAMLSF668AC | 6-inch ABS backwater valve with closed gate |
| ABAMLSF668PC | 6-inch PVC backwater valve with closed gate |
| ABAMLSF668AO | 6-inch ABS backwater valve with open gate |
| ABAMLSF668PO | 6-inch PVC backwater valve with open gate |